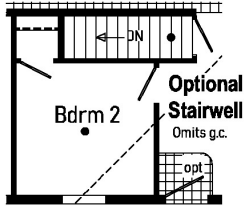
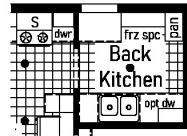


PRINTABLE INFO SHEET

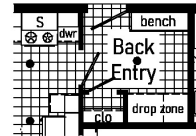
Series: Eastland Concepts Ranch
 Model: A32100-P Lifestyle



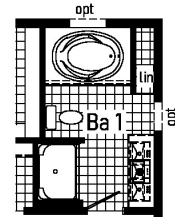
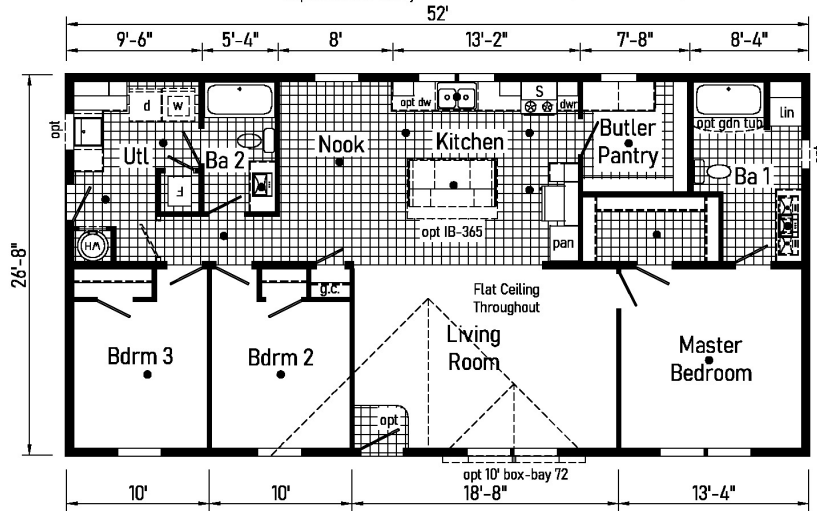
Optional Flex Gaming Room
 Replaces Butler Pantry



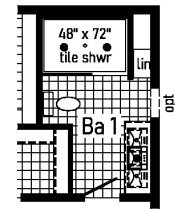
Optional Flex Back Kitchen
 Replaces Butler Pantry



Optional Flex Back Entry
 Replaces Butler Pantry



Optional Glamour Bath



Optional 4'x6' Walk-in Tile Shower

About This Model

Style: Ranch / Bedrooms: 3 / Bathrooms: 2 / Square Feet: 1387

CUSTOMER CONTACT

Notes:

PRINTABLE INFO SHEET

Series: Eastland Concepts Ranch

Model: A32100-P Lifestyle



Standards & Features

INTERIOR

- Flat Ceiling Throughout - Single
- Cathedral Ceiling Throughout - Ranch
- Stipple Ceiling
- 8' Sidewall Height - Single
- 7'6" Sidewall Height - Ranch
- Vinyl Wall Coverings on Gypsum Walls
- LED Flush Mount Ceiling Lights
- Pre-Hung Door Jambs
- Mortise Hinges
- Metal Interior Passage Sets
- Floor Mount Door Stops
- Smoke Detectors With Battery Back-Up
- Wire Shelving in Guest Closet
- Window Treatments
- 2" Mini Blinds Throughout
- White 6-Panel Passage Doors

EXTERIOR

- Black Lantern Light - Front & Rear Door
- One GFI-Protected Exterior Receptacle
- Vinyl Dutch Lap Siding
- Sheathing Board Under Siding
- Shingle Roof with
- 4" Eaves ‐ Single Section (14/16)
- 10" Eaves ‐ Ranch Homes (28/32)
- 12" Gable End Overhang
- Ridgevent Roof Ventilation System
- 38x82 Steel 6-Panel Front Door
- 34x82 Steel 6-Panel Rear Door

EXTERIOR (continued)

- Schlage Exterior Locksets Keyed Alike
- Mulled Vinyl Insulated Windows w/Grids
- 12" Raised Panel Shutters on Front Door Side

CONSTRUCTION

- 2x6 Transverse Floor ‐ 12/14 wide
- 2x8 Transverse Floor ‐ 16 wide
- 2x6 Exterior Walls on 16" Centers**
- 3/4" T&G OSB Floor Decking
- 20# Roof Load
- Recessed Frame Design

KITCHEN

- 30" Deluxe Black Gas Range
- Power Range Hood with Light
- 18 Cubic Foot Black, No-Frost Refrigerator
- Stainless Steel Sink - 33x19x7
- Empire Hi-Rise Faucet
- 1 USB Receptacle

BATHS

- 60" Tub/Showers
- 1.6 Gallon Per Flush Elongated Toilets
- China Stool, Tank and Lid
- Lighted Vent Fan in Each Bath
- Empire Faucets
- Anti-Scald Faucets in Tub/Shower
- Shower Drain with Removable Strainer

CABINETRY

- Evermore Custom Cabinetry (KCMA Certified)
- MDF Mission Style Cabinet Doors
- Brushed Nickel Cabinet Hardware

CUSTOMER CONTACT

Notes:

PRINTABLE INFO SHEET

Series: Eastland Concepts Ranch

Model: A32100-P Lifestyle



Standards & Features (continued)

CABINETRY (continued)

- Crown Moulding on Kitchen Cabinets
- Lined Overhead Cabinets
- 30" Staggered Height Overhead Cabinets
- Laminate Countertops
- Laminate Backsplashes
- Concealed Cabinet Hinges
- Soft Close Drawer Guides
- Dovetail Drawers
- Base and Center Shelves in Base Cabinets
- Base Shelf in Vanities
- 36" High Bath Vanities

UTILITIES

- Plumbed and Wired for Washer
- Vented and Wired for Dryer
- 100 AMP Electrical Service w/ Extended Panel
- 30 Gallon Electric Water Heater with Pan
- Gas Furnace
- White 6-Panel Door w/Grill
- Air Exchanger System for Furnace
- Aluminum Heat Ducts
- In-Floor Cross-Over Heating System
- Copper Wiring Throughout
- Main Water Line Shut-Off Valve
- Programmable Thermostat

FLOORING

Choice of Various Styles of Textured

FLOORING (continued)

- Carpet:
 - Standard 18 oz. Lucerne/Innovations
 - Upgrade Styles Available
- Rebond Carpet Pad with Tackstrip
- Carpet Installation
- DiamondFlor & Vinyl Floor Coverings

BEDROOMS

- Switched Receptacles
- Vinyl Wall Coverings in all Bedrooms
- Egress Window Each Bedroom
- Wire Shelving in Wardrobes
- Switched Light in All Walk-In Closets

INSULATION

- R-14 Fiberglass in Floor
- R-19 Fiberglass in Walls
- R-25 Avg. Blown in Ceiling -Single
- R-28 Avg. Blown in Ceiling & Ranch

MODULAR STANDARD FEATURES:

INTERIOR

- Cathedral Ceiling Throughout
- Stipple Ceiling
- 7'6" Sidewall Height
- Drywall
- LED Flush Mount Ceiling Lights
- Pre-Hung Door Jambs
- Mortise Hinges
- Metal Interior Passage Sets
- Floor Mount Door Stops
- Smoke Detectors With Battery Back-Up

CUSTOMER CONTACT

Notes:

PRINTABLE INFO SHEET

Series: Eastland Concepts Ranch

Model: A32100-P Lifestyle



Standards & Features (continued)

INTERIOR (continued)

Wire Shelving in Guest Closet
White 6 Panel Passage Doors
Premium Moulding Package
Phone Jack

EXTERIOR

Black Lantern Light - Front & Rear Door
Two GFI-Protected Receptacles
One Exterior Faucet
Vinyl Dutch Lap Siding
OSB Wrap
Wind Wrap
5/12 Architectural Shingle Roof w/
10" Eaves
12" Gable End Overhang
Ice Guard
Ridgevent Roof Ventilation System
38x82 Steel 6-Panel Front Door
34x82 Steel 6-Panel Rear Door
Schlage Exterior Locksets Keyed Alike
Low-E Gridded Windows with Argon
12" Raised Panel Shutters on Front
Door Side

CONSTRUCTION

2x10 Floor Joist 16" O.C.
2x6 Exterior Walls on 16" Centers**
2x4 Interior Walls
3/4" T&G OSB Floor Decking
40# Roof Load
90 MPH Wind Zone C

KITCHEN

30" Deluxe Black Gas Range
Power Range Hood with Light
18 Cubic Foot Black, No-Frost Refrigerator
Stainless Steel Sink - 33x19x7
Structured Flow Hi-Rise Faucet
1 USB Receptacle

BATHS

One Piece Fiberglass 60" Tub/Showers
Framed Mirrors
1.6 Gallon Per Flush Elongated Toilets
China Stool, Tank and Lid
Square China Lav Sinks
Lighted Vent Fan in Each Bath
Structured Flow Faucets
Anti-Scald Faucets in Tub/Shower
Shower Drain with Removable Strainer

CABINETRY

Evermore Custom Cabinetry
(KCMA Certified)
Mission Style Cabinet Doors
Brushed Nickel Cabinet Hardware
Crown Moulding on Kitchen Cabinets
Lined Overhead Cabinets
30" Staggered Height Overhead
Cabinets
Laminate Countertops
Laminate Backsplash
Concealed Cabinet Hinges
Drawer over Door
Dovetail Drawers

CUSTOMER CONTACT

Notes:

PRINTABLE INFO SHEET

Series: Eastland Concepts Ranch

Model: A32100-P Lifestyle



Standards & Features (continued)

CABINETRY (continued)

Soft Close Drawers & Doors
Base and Center Shelves in Base Cabinets
Base Shelf in Vanities
36" High Bath Vanities

UTILITIES

Plumbed and Wired for Washer
Vented and Wired for Dryer
200 AMP Electrical Service
30 Gallon Electric Water Heater with Pan
High Efficiency Gas Furnace
White 6-Panel Door w/Grill
Air Exchanger System for Furnace
Insulated Heat Ducts
In-Floor Cross-Over Heating System
Copper Wiring Throughout
Main Water Line Shut-Off Valve
Programmable Thermostat
Water Shut Offs - Where Available

FLOORING

Choice of various Styles of Textured Carpet:
-Standard 18 oz. Lucerne/Innovations
-Upgrade Styles Available
Rebond Carpet Pad with Tackstrip
Carpet Installation
DiamondFlor & Vinyl Floor Coverings

BEDROOMS

Switched Receptacle

BEDROOMS (continued)

Egress Window Each Bedroom
Wire Shelving in Wardrobes
Switched Light in All Walk-In Closets

INSULATION

R-19 Fiberglass in Walls
R-31 Avg. Blown in Ceiling

CUSTOMER CONTACT

Notes:
