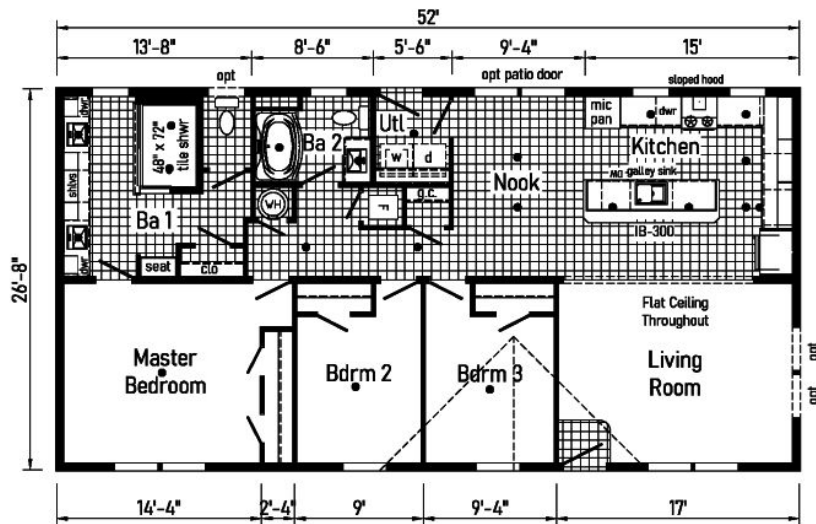


PRINTABLE INFO SHEET

Series: Deercreek Allure

Model: DE3021-P Deercreek Allure



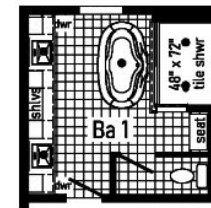
DE3021-P 28x52 Approx. 1387 Sq. Ft.

• Std. can light

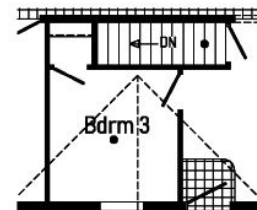


Curb Side Exterior Options

opt 26'-8" dormer w/ bump-out



Optional Freestanding Tub
Omits Closet



Optional Stairwell

Deercreek Allure

Builder: Colony Factory Crafted Homes	Callout: 28x52	Revisions:	Scale: 1/8" = 1'-0"	Date: 4/15/22	Cost: -	Model/Eng No.: DE3021-P
Title: Literature	Drawn By: OY	Reference: NONE	Dir: -	S/N: -	Pg: -	LIT

About This Model

Style: Ranch / Bedrooms: 3 / Bathrooms: 2 / Square Feet: 1387

CUSTOMER CONTACT

Notes:

PRINTABLE INFO SHEET

Series: Deercreek Allure

Model: DE3021-P Deercreek Allure



Standards & Features

INTERIOR Flat Ceiling Throughout

Smooth Ceiling w/ Cove Moulding
8' Sidewall Height
Primed Smooth Drywall Throughout
LED Flush Mount Ceiling Lights
Pre-Hung Door Jambs
Mortise Hinges
Lever Interior Passage Sets
Floor Mount Door Stops
Smoke Detectors With Battery Back-Up
Wire Shelving in Guest Closet
2" Mini Blinds
Designer Window Treatments
White 2-Panel Passage Doors
Craftsman Moulding Package

EXTERIOR Gatsby Light - Front & Rear Door

GFI-Protected Exterior Receptacles
(Front & Back)
Vinyl Dutch Lap Siding
OSB Sheathing Under Siding
2/12 Roof Pitch with 10" Eaves
12" Gable End Overhang
Ridgevent Roof Ventilation System
38x82 Fiberglass 6-Panel Front Door
38x82 Fiberglass 6-Panel Rear Door
Schlage Exterior Locksets Keyed Alike
Vinyl Insulated Windows w/Grids
Window Lineals on Front Door Side

CONSTRUCTION

2x6 Transverse Floor, 16" centers**

CONSTRUCTION (continued)

2x6 Exterior Walls on 16" Centers**
3/4" T&G OSB Floor Decking
30# Roof Load
Recessed Frame Design

KITCHEN

Stainless Steel SxS Refrigerator
Stainless Steel Deluxe Range
Stainless Steel Dishwasher
Galley Sink w/ Coil Spring Faucet
Full Ceramic Backsplash
Refrigerator Surround
1 USB Receptacle

BATHS

Curved Front Garden Tub/Shower
Bath 2
4x6 Ceramic Walk-in Shower - Bath 1
1.6 Gallon Per Flush Elongated Toilets
China Stool, Tank and Lid
Square China Lav Sinks
Lighted Vent Fan in Each Bath
Structured Flow Brushed Nickel Faucets
Anti-Scald Faucets in Tub/Shower
Shower Drain with Removable Strainer
Double Lav Sinks in Master Bath

CABINETRY

Evermore Custom Cabinetry
(KCMA Certified)
Premium Cabinetry - Hardwood
Mission Style Cabinet Doors
Cabinet Pulls

CUSTOMER CONTACT

Notes:

PRINTABLE INFO SHEET

Series: Deercreek Allure

Model: DE3021-P Deercreek Allure



Standards & Features (continued)

CABINETRY (continued)

Contemporary Moulding on Cabinets
Lined Overhead Cabinets
42" Height Overhead Cabinets
Drawer over Door Base Cabinets
Concealed Cabinet Hinges
Soft Close Drawers
Dovetail Drawers
Base and Center Shelves in Base Cabinets
Base Shelf in Vanities
36" High Bath Vanities

UTILITIES

Plumbed and Wired for Washer
Vented and Wired for Dryer
Wire Shelf over W/D Hookups
100 AMP Electrical Service
w/Extended Panel
40 Gallon Electric Water Heater
with Pan
Hi-Efficiency Gas Furnace
White 2-Panel Furnace Door w/Grill
Perimeter Heating System
Air Exchanger System for Furnace
Aluminum Heat Ducts
In-Floor Cross-Over Heating System
Copper Wiring Throughout
Main Water Line Shut-Off Valve
Programmable Thermostat
Water Shut-Off Valves
Exterior Water Faucet (Front & Back)

FLOORING

Choice of Various Styles of Textured
Carpet:
-Standard Shake It Up Carpet
-Upgrade Styles Available
Rebond Carpet Pad with Tackstrip
Carpet Installation
Shaw Fortress Vinyl Flooring per print

BEDROOMS

LED Flush Mount Lights
Egress Window Each Bedroom
Wire Shelving in Wardrobes
Switched LED Light in All Walk-In
Closets

INSULATION

R-22 Fiberglass in Floor
R-19 Fiberglass in Walls
R-31 Avg. Blown in Ceiling

The MAX plans include

Built in Soffit
Standard Entertainment Centers
Drywall Columns
Each Max plan has unique additional offerings.

Max plans do not include:

Sloped Range Hood or Easy Trim Out Kit

CUSTOMER CONTACT

Notes:
